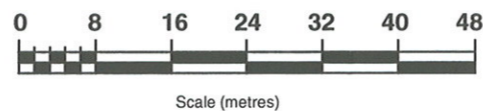


REFERENCE: ALAN PRICE & ASSOCIATES, Drawing No. 23132-10A, Sheet 1 of 2, 16 April 2008

revision	description	drawn	approved	date



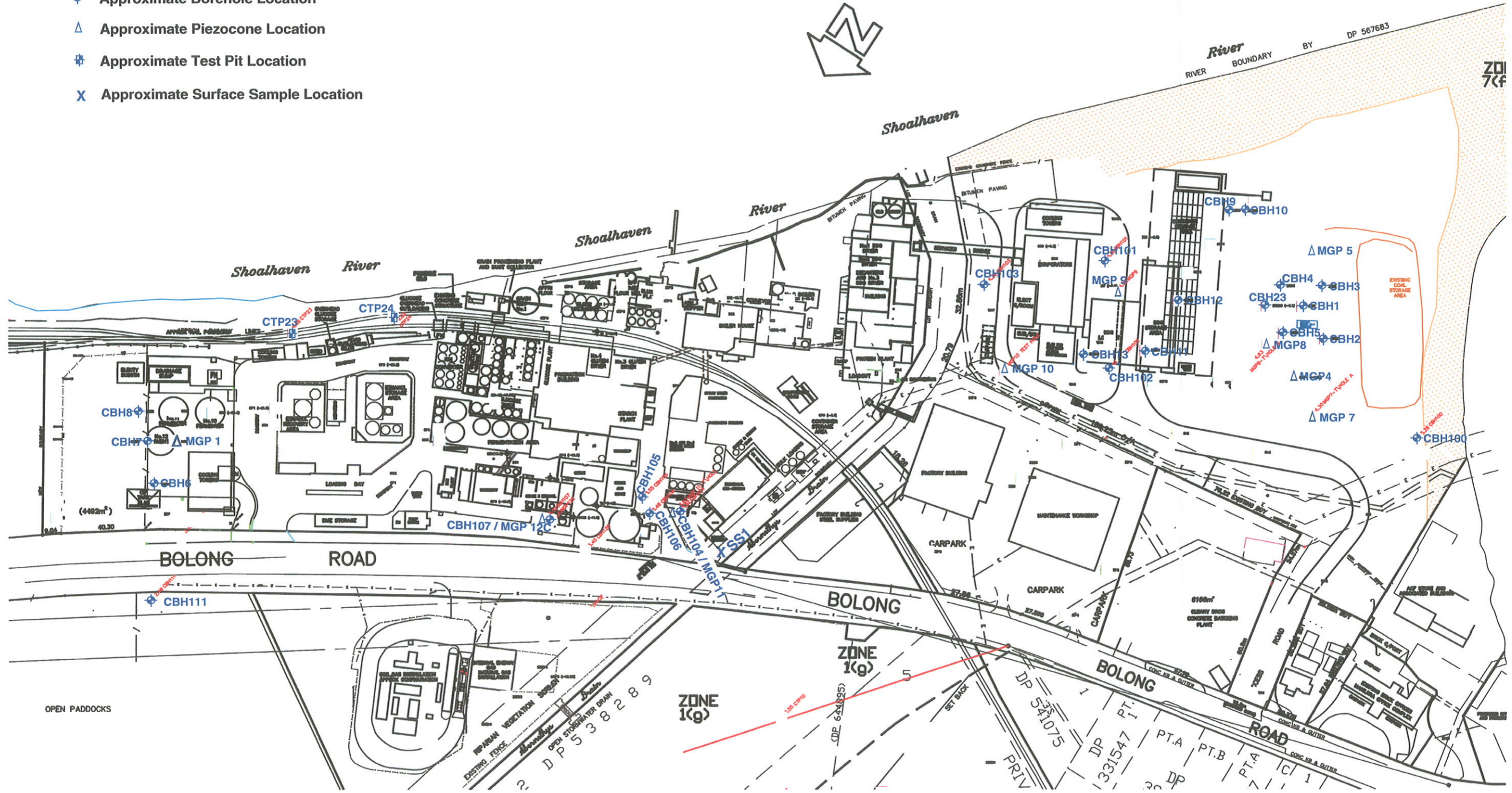
drawn	MM
approved	JMF
date	24/6/08
scale	1:800 Approx
original size	A3



client:	MANILDRA GROUP PTY LTD
project:	PRELIMINARY ENVIRONMENTAL SITE ASSESSMENT AND GEOTECHNICAL INVESTIGATION, SHOALHAVEN STARCHES PLANT, BOLONG ROAD, BOMADERRY, NSW
title:	LAYOUT OF EASTERN PLANT AREA
project no:	ENVIUNAN00111AA-R02
figure no:	FIGURE 11

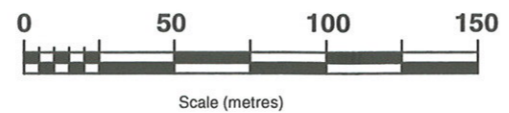
LEGEND

- ⊕ Approximate Borehole Location
- △ Approximate Piezocone Location
- ⊕ Approximate Test Pit Location
- X Approximate Surface Sample Location



REFERENCE: ALAN PRICE & ASSOCIATES, Drawing No. 23132-10A, Sheet 1 of 2, 16 April 2008

revision	description	drawn	approved	date



drawn	MM
approved	JMF
date	24/6/08
scale	1: 2500 Approx.
original size	A3



client:	MANILDRA GROUP PTY LTD	
project:	PRELIMINARY ENVIRONMENTAL SITE ASSESSMENT AND GEOTECHNICAL INVESTIGATION, SHOALHAVEN STARCHES PLANT, BOLONG ROAD, BOMADERRY, NSW	
title:	APPROXIMATE SAMPLING LOCATIONS	
project no:	ENVIUNAN00111AA-R02	figure no: FIGURE 12A